

Sanimarin® 4

ELECTRIC RV MACERATING TOILET

Part # 070 (12 V) - Part # 072 (24 V)



TECHNICAL SPECIFICATIONS

Voltage/Amperage/Power:

12V, 25A, 300W / 24V, 15A, 360W

Discharge:

10 Ft vertically / 100 Ft horizontally

Discharge pipe diameter:

1" or 1-1/2" (built-in check valve)

Operation running time:

Eco: 13s / Normal: 15s

Water consumption:

Eco: 0.63 gallons

Normal: 0.79 gallons

Electrical consumption:

Eco: 12V : 0.091Ah / 24V: 0.052Ah

Normal: 12V: 0.105Ah / 24V: 0.060Ah

Water use:

Onboard freshwater
(integrated solenoid valve).

Minimum pressure of supplied water is
25 PSI (1.7 bar). Recommended pump
flow rate is 2.9 GPM.

Weight:

52.5 Lbs



FEATURES

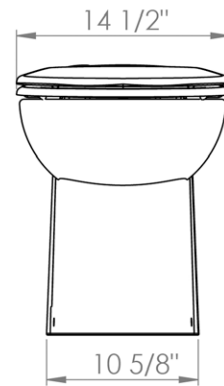
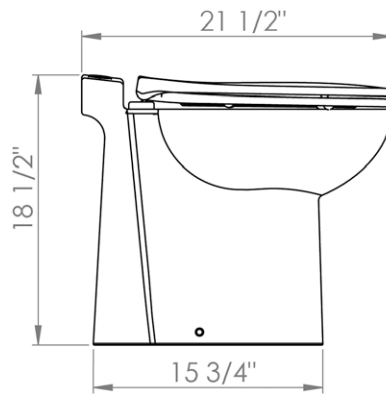
- **Standard height and comfortable sized** macerating toilet system.
- **Strongly-built, reliable and comfortable** design ensures the role of a traditional toilet.
- **Provided with soft-close toilet seat** and mounting hardware.
- Equipped with powerful **stainless steel macerating blade**.
- Provided with **control panel** with different flushing options.



Saniflo  SFA GROUP

800-363-5874

DIMENSIONS



CONTROL SYSTEM




- “Power On” and “Tank Full” indicator lights. (Optional connection to your black water tank gauge).
- Economical flush (0.63 gallons), normal flush (0.79 gallons). Adjustable to up to 1 gallon.
- “Empty” button removes water from the bowl. Used for maintenance as well.

BENEFITS



SIMPLICITY

Installation is very simple as it easily replaces old hand pump toilets.




ENVIRONMENTAL

Eco-friendly pump systems give you flexibility in your installation as the toilet and black water tank can be several feet away.



SILENT

These systems are the quietest electric toilets on the market.



EFFICIENT

Economical systems as water and electrical consumption are minimum.



SOLIDLY BUILT

Excellent macerating system patented more than 60 years ago for worldwide use.